


Pad printing

Pad printing makes it possible to transfer the finest lines and delicate motifs to uneven, concave and convex surfaces on reusable tableware.

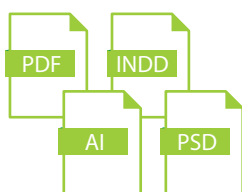
This printing method is particularly suitable for:

- Reusable tableware
- Uneven surfaces
- Lettering
- Achieving the finest lines and delicate motifs



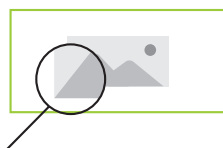
Colour

- The file for printing can be created in **CMYK colour composition plus white** or in **4 special colours plus white**.
 - In the case of motifs with more than four special colours, we will be happy to put together an offer for you.
- Special colours are to be defined on the basis of the **RAL, HKS K or Pantone Solid coated C** colour assortments.
- Graphic elements and surfaces **are not back-printed white**. These are to be specified as a 5th special colour with a low chroma and clear lettering.
- Gradients, effects and cast shadows that transition into transparency are not possible.



File size & file format

- The size of the image varies depending on the type of tableware and its size. You will find all dimension values in the **Print Image Sizes** table.
- The dimensions are to be created **1:1 in accordance with the table** containing the image sizes.
- **No bleed** should be taken into account.
- The printed image is to be created as a **rectangle** – not curved. We will perform the bounding for you.
- The printing data are to be sent in one of the following file formats:
 - At least open PDF X/4 with high print quality
 - Illustrator (.ai)
 - Photoshop (.psd)
 - InDesign (.indd)
- The printing data can be sent via wetransfer: <http://wetransfer.com>



Resolution of images and graphics

- Use **graphic elements** (e.g. logos) as **vector graphics**.
- Resolutions of **images and photos** - at least **360 dpi**
- Resolutions of **texts as vector graphics**. Alternatively, you can also use these with at least **900 dpi**.

Aa

Lettering

- Lettering should have a **height of at least 3 mm**. This corresponds to around 12 pt in Arial.
- All lettering is to be converted into **paths** or **embedded fonts**.



Lines

- In order to ensure that **positive line thickness** can be seen clearly, they should not be smaller than **0.3 mm or 1 pt**.
- In the case of **negative line thickness**, the lines should not be smaller than **0.4 mm or 1.5 pt**.



Tips and information

- If you order from the online shop, your printing data is always given a data check free of charge. You can also request a professional data check for €9.50.
- For technical reasons, the colors on screens may differ from the colors on the cup.
- Depending on the season and the order situation, actual delivery times may deviate from the times posted on the website.

Print Image Sizes – Tableware

Please create your print motif in the sizes shown here for the different types of tableware and their sizes. No bleed margin or print registration information is necessary.

Reusable tableware	Colour	Size	Pad printing	
			Width	Height
Bowl	Light green, blue	0.6 l	80 mm	20 mm
Bowl	Light green, blue	0.9 l	80 mm	40 mm
Bowl	Light green, blue	1.3 l	80 mm	30 mm
Fries tray	White, light green, black		80 mm	25 mm
Snack plate	White, light green, black		80 mm	20 mm
Plate	White	Ø 18 cm	70 mm	10 mm
Plate	White	Ø 24 cm	70 mm	10 mm
Soup plate	White	Ø 20 cm	70 mm	7 mm